

Investec World Axis Global Equity Fund

Class A - OFFSHORE EQUITY FUND OF FUNDS - High Risk

The Fund is managed by Investec Wealth & Investment International.

31 March 2024 - Minimum Disclosure Document

The Fund is approved by the FSCA.

For more information, please go to www.investec.com/wi



FUND OVERVIEW

Inception Date:	22 December 2010
Fund Size:	570,540,091
Share Class Size:	308,005,380
ISIN Number:	GG00B46GYB89
Internal Benchmark:	MSCI World Net Return Index
Peer Group Benchmark:	Morningstar Global Large-Cap Blend Equity (USD)
Bloomberg Code:	INVGLBL:GU
Base Currency:	USD
Fund Price (NAV):	229.69
Distribution:	No distributions have been made.
Issue Date:	26 April 2024

Trading Terms

Minimum Investment:	\$500
Redemption Notice:	One business day
Valuation:	Daily
Valuation time:	T+1
Transaction time cut-off:	17h00 Guernsey time

Fee Structure³

Annual Management Fee:	1.25% (P.Y: 1.25%) ¹
Other:	0.74% (P.Y: 0.74%) ¹
Total Expense Ratio (TER):	1.99% (P.Y: 1.99%) ¹
Portfolio Transaction Costs:	0.07%(P.Y: 0.07%) ¹
Total Investment Charge:	2.06%(P.Y: 2.06%) ¹

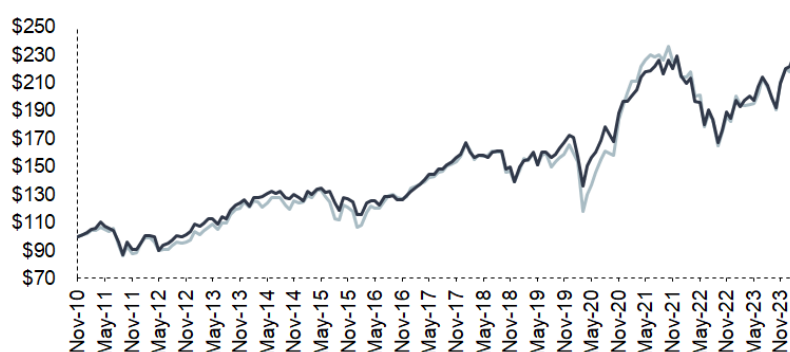
Fund Characteristics and Objectives

The investment objective of the Investec World Axis Global Equity Fund (the "Fund") is to provide investors with capital growth over the long term and income, whilst aiming to outperform the stated fund benchmark with below benchmark risk over three year rolling periods. Short term performance may fluctuate from the benchmark performance.

Our portfolio manager strives to outperform the benchmark over the longer term by focusing on:

- Selecting investment managers who provide returns in proportion with risk taken,
- Allocating assets based on our in house strategic view of the market environment,
- Blending investment managers appropriately in order to reduce risk without infringing on underlying performance,
- Performing a stringent due diligence on all investment managers that is based on both a qualitative and quantitative investment process.

Cumulative Return Chart (Class A, USD, Net of fees)



■ Investec World Axis Global Equity Fund - \$230
 ■ Global Equity Peer Group Benchmark - \$236

The chart represents the returns generated by a \$100 investment made at inception. Investment performance is for illustrative purposes only and calculated by taking actual initial fees and ongoing fees into account for amount shown with income reinvested on reinvestment date.

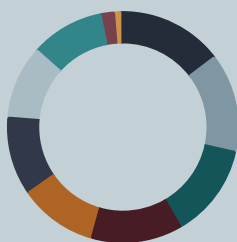
Performance (Class A, USD, net of fees)

	3 Months	1 Year	3 Years ²	5 Years ²	7 Years ²	10 Years ²	Since inception ²	Calendar High	Calendar Low
Investec World Axis Global Equity Fund	4.2%	18.4%	2.9%	8.2%	7.6%	6.3%	6.5%	27.9%	-19.7%
Global Equity Peer Group Benchmark	7.1%	19.4%	4.7%	8.8%	8.0%	6.3%	6.7%	22.4%	-19.5%
Global Equity Internal Benchmark	8.9%	25.1%	8.6%	12.1%	11.1%	9.0%	8.9%	24.1%	-18.1%

¹ The prior year ("PY") TER and Transaction cost calculations are based upon the portfolio's direct costs for the financial year ended 31 March 2024, whilst the underlying portfolios' ratio and cost calculations are based upon their most recent published figures, being 31 March 2024 | ² Annualised | Internal Reference Benchmark: from 1 April 2016 MSCI World Net Return index, prior MSCI World Price Index | ³ In certain instances, numbers may not sum correctly due to decimal rounding | The above minimum investment amount may be different depending on your product provider | Where applicable the above information is sourced from: Investec Wealth & Investment, MSCI and Morningstar | Since Inception is: 22 December 2010 | Method of calculation: NAV-NAV with gross income reinvested | Minimum Disclosure Document - 31 March 2024

PORTFOLIO POSITIONING

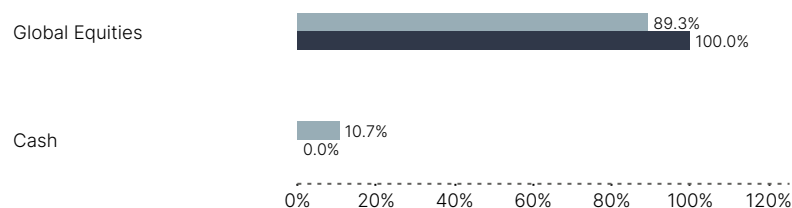
Manager Allocation (%)³



Sands Capital	14.7%
Contrarius	13.9%
Kopernik	13.2%
Baillie Gifford LTGG	12.6%
Harris Concentrated	11.0%
Morant Wright Sakura	11.0%
Polar Global Insurance	10.3%
Cash	10.3%
Algebris Financial Equity	1.9%
Polar Global Health Care	0.9%
Goldman Liquidity USD	0.4%

As of Date 31 March 2024

Asset Allocation (%)³



Investec World Axis Global Equity Fund
Global Equity Internal Benchmark

As of Date 31 March 2024

Top 10 Equity Holdings

1. Amazon.com	6. Warner Bros. Discovery
2. NVIDIA	7. Arch Capital
3. ASML	8. Meta Platforms
4. Paramount Global	9. RenaissanceRe Holdings
5. Tesla	10. Visa

As of Date 31 March 2024



Calendar Year Returns (Class A, USD, net of fees)

	2012	2013	2014	2015	2016	2017	2018	2019	2020	2021	2022	2023
Investec World Axis Global Equity Fund	10.1%	27.9%	-0.9%	-4.8%	8.9%	22.4%	-11.6%	19.2%	17.2%	16.9%	-19.7%	20.9%
Global Equity Peer Group Benchmark	14.1%	22.4%	1.0%	-2.3%	3.4%	23.1%	-12.3%	23.8%	13.9%	16.8%	-19.5%	19.2%
Global Equity Internal Benchmark	13.2%	24.1%	2.9%	-2.7%	6.9%	22.4%	-8.7%	27.7%	15.9%	21.8%	-18.1%	23.8%

² Annualised | Internal Reference Benchmark: from 1 April 2016 MSCI World Net Return index, prior MSCI World Price Index | ³ In certain instances, numbers may not sum correctly due to decimal rounding | Where applicable the above information is sourced from: Investec Wealth & Investment, MSCI and Morningstar | Method of calculation: NAV-NAV with gross income reinvested | Minimum Disclosure Document - 31 March 2024

Glossary Summary

Annualised return: is the average return per year over the period.

The Effective Annual Cost (EAC): Is a measure which allows investors to compare the charges that may be incurred and their impact on investment returns when investing in different financial products. It is expressed as an annualised percentage.

Method of calculation: Unit prices are calculated on a net asset value basis by determining the total market value of all assets in the Fund, including any income accruals, less any permissible deductions.

The Net Asset Value (NAV): represents the value of the assets of a fund less its liabilities.

Total Expense Ratio (TER): Includes the annual management fee, performance fee and administrative costs but excludes portfolio transaction costs (except in the case of an entry or exit charge paid by a fund when buying or selling units in another fund) expressed as a percentage of the average daily value of the Fund calculated over a rolling three years (or since inception where applicable) and annualised to the most recently completed quarter.

Transaction cost (TC): Transaction costs are a necessary cost in administering the Fund and impacts returns. It should not be considered in isolation as returns may be impacted by many other factors over time including market returns, the type of financial product, the investment decisions of the investment manager and the TER. Calculations are based on actual data where possible and best estimates where actual data is not available.

Total investment charge (TIC): This is the sum of the TER and TC.

Specific Fund Risks

Investments in general and foreign investments in particular involve numerous risks and might not be suitable for all investors. Where foreign securities are included in the portfolio there may be additional risks such as potential constraints on liquidity, macroeconomic risk, political risk, foreign exchange risk, tax risk, settlement risk as well as potential limitations on the availability of market information. Please refer to https://www.investec.com/en_za/investment/unit-trusts.html?t-5 for a list of Fund specific risks which should be considered by investors prior to investing.

Important information that should be considered prior to investing

Collective investment schemes ("CISs") are generally medium to long-term investments and the Manager gives no guarantee with respect to the capital or the return of the Fund. CISs trade at ruling prices and can engage in borrowing of up to 10% of fund net asset value to bridge insufficient liquidity and scrip lending. A schedule of fees and charges is available on request from the Fund Manager. Performance shown is that of the Fund and individual investor performance may differ as a result of initial fees, actual investment date, date of any subsequent reinvestment and any dividend withholding tax. Past performance is not necessarily a guide to future performance. Where the Fund invests in the participatory interests of foreign collective investment schemes these may levy additional charges which are included in the relevant TER. The Manager has a right to close the portfolio to new investors in order to manage it more efficiently in accordance with its mandate. The value of participatory interests or the investment may go up or down. Different classes of units apply to the Fund and the information presented is for the most expensive class. The price or value of such securities and instruments may rise or fall and in some cases investors may lose their entire principal investment. Returns and benefits are dependent on the performance of underlying assets and other variable market factors and are not guaranteed. A higher Total Expense Ratio (TER) does not necessarily imply a poor return, nor does a low TER imply a good return. Purchase and redemption instructions must be received by the Administrator prior to the weekly cut-off time as indicated in the 'Fund Overview' section of this document. Additional information on the Fund, including information on the EAC and Fund prices can be obtained, free of charge, at https://www.investec.com/en_za/investment/unit-trusts.html?t-5.

Statutory Legal Information

The Investec World Axis funds are established as protected cells of Investec W&I International PCC Limited, a company registered in Guernsey and regulated under The Authorised Collective Investment Schemes (Class B) Rules 2013 and approved in South Africa under the Collective Investments Schemes Control Act 45 of 2002. The Manager, FundRock Management Company (Guernsey) Limited, has appointed W&I as its authorised agent to manage the portfolios. The Fund is administered by Sanne Fund Services (Guernsey) Limited ("SFSGL"), 1 Royal Plaza, Royal Avenue, St Peter Port, Guernsey, GY1 2HL. Custodian: Butterfield Bank (Guernsey) Limited (Registered number: 13263), PO Box 253, Martello Court, Admiral Park, St Peter Port, Guernsey, GY1 3QJ. Investec Wealth & Investment International Proprietary Limited. Registration No.1972/008905/07. Member of the JSE Equity, Equity Derivatives, Currency Derivatives, Bond Derivatives and Interest Rate Derivatives Markets. An authorised financial services provider No. 15886. A registered credit provider registration no. NCRCP262.

DISCLAIMER

Although information has been obtained from sources believed to be reliable, Investec Wealth & Investment International ("W&I") Proprietary Limited does not warrant its completeness or accuracy. Opinions and estimates represent W&I's view at the time of going to print and are subject to change without notice.

The information contained herein is for information purposes only and readers should not rely on such information as advice in relation to a specific issue without taking financial, banking, investment or other professional advice. W&I and/or its employees may hold a position in any securities or financial instruments mentioned herein. The information contained in this document does not constitute an offer or solicitation of investment, financial or banking services by W&I.

W&I accepts no liability for any loss or damage of whatsoever nature including, but not limited to, loss of profits, goodwill or any type of financial or other pecuniary or direct or special indirect or consequential loss howsoever arising whether in negligence or for breach of contract or other duty as a result of use of the or reliance on the information contained in this document, whether authorised or not. W&I does not make representation that the information provided is appropriate for use in all jurisdictions or by all investors or other potential clients who are therefore responsible for compliance with their applicable local laws and regulations. This document may not be reproduced in whole or in part or copies circulated without the prior written consent of W&I. This communication should not be distributed to private customers who are resident in countries where the Funds are not registered for sale or in any other circumstances where its distribution is not authorised or is unlawful. In particular, these unit trusts or fund of funds are not available to investors who are US persons as defined per US tax legislation.

© 2022 Morningstar. All Rights Reserved. The information contained herein: (1) is proprietary to Morningstar and/or its content providers; (2) may not be copied or distributed; and (3) is not warranted to be accurate, complete or timely. Neither Morningstar nor its content providers are responsible for any damages or losses arising from any use of this information. Past performance is no guarantee of future results.

Source: MSCI. The MSCI information may only be used for your internal use, may not be reproduced or disseminated in any form and may not be used as a basis for or a component of any financial instruments or products or indices. None of the MSCI information is intended to constitute investment advice or a recommendation to make (or refrain from making) any kind of investment decision and may not be relied on as such. Historical data and analysis should be taken as an indication or guarantee of any future performance analysis, forecast or prediction. The MSCI information is provided on an "as is" basis and the user of this information assumes the entire risk of any use made of this information. MSCI, each of its affiliates and each other person involved in or related to compiling, computing or creating any MSCI information (collectively, the "MSCI Parties") expressly disclaims all warranties (including, without limitation, any warranties of originality, accuracy, completeness, timeliness, noninfringement, merchantability and fitness for a particular purpose) with respect to this information. Without limiting any of the foregoing, in no event shall any MSCI Party have any liability for any direct, indirect, special, incidental, punitive, consequential (including, without limitation, lost profits) or any other damages. www.msci.com

